

A P P A R A T U S



TARNISHED SILVER

CYLINDER : PENDANT

REFERENCE

PROPORTION AND UTILITY
WALTER DE MARIA

COMPOSITION

FUNCTIONAL, DIRECTIONAL LIGHTING
MECHANICAL JOINT
PRIMARY OR SECONDARY LIGHT SOURCE

A P P A R A T U S



AGED BRASS



AGED BRASS

A P P A R A T U S




AGED BRASS / TAUPE LEATHER



AGED BRASS / TAUPE LEATHER

A P P A R A T U S



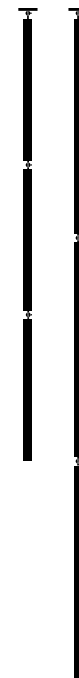
TARNISHED SILVER



GROUP A
22 - 76 IN
56 - 193 CM

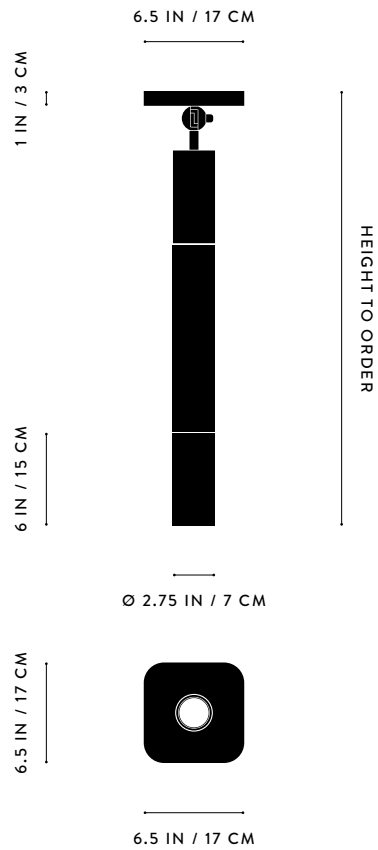


GROUP B
77 - 151 IN
196 - 384 CM




GROUP C
152 - 226 IN
386 - 574 CM

A P P A R A T U S




	CYLINDER : PENDANT
DIMENSIONS	6.5 W, 6.5 D IN 17 W, 17 D CM HEIGHT TO ORDER
WEIGHT	A : APPROX. 12 LBS / 5 KG B : APPROX. 20 LBS / 9 KG C : APPROX. 28 LBS / 13 KG
PRICE	A : FROM \$3100 / 22 - 76 IN OVERALL HEIGHT FROM \$3600 W/ LEATHER OR SUEDE B : FROM \$4200 / 77 - 151 IN OVERALL HEIGHT FROM \$5200 W/ LEATHER OR SUEDE C : FROM \$5300 / 152 - 226 IN OVERALL HEIGHT FROM \$6800 W/ LEATHER OR SUEDE
MINIMUM HEIGHT	22 IN
VOLTAGE	120-240 UL / CE
LAMPING	120V : MAX 9W 240V : MAX 7W
BULB INCLUDED	7W DIMMABLE LED BULB 500 LUMENS 1800-3000K WARM DIM 120V : GU10 240V : GU10
BULB LIFE	30,000 HOURS
DEPOSIT	50% UPON ORDER
BALANCE	DUE PRIOR TO SHIPPING
LEAD TIME	PLEASE REFER TO WEBSITE
	FINISHED AND ASSEMBLED BY HAND IN NY DOMESTIC AND IMPORTED COMPONENTS

A P P A R A T U S




AGED BRASS




OIL-RUBBED BRONZE




BLACKENED BRASS




TARNISHED SILVER



LEATHER - CANE



LEATHER - SADDLE




LEATHER - TAUPE



LEATHER - BLACK




SUEDE - ICE



SUEDE - PEWTER




SUEDE - BRONZE



SUEDE - SEPIA



SUEDE - JUNIPER



SUEDE - PLUM



SUEDE - BLACK

METAL

LEATHER

SUEDE

CYLINDER

AGED BRASS [WAXED]
OIL-RUBBED BRONZE [WAXED]
BLACKENED BRASS [WAXED]
TARNISHED SILVER [LACQUERED] ADD 35%

CANE
SADDLE
TAUPE
BLACK

ICE
PEWTER
BRONZE
SEPIA
JUNIPER
PLUM
BLACK

LEATHER AND SUEDE AVAILABLE FOR
PENDANTS AND READING SCONCES ONLY